




The CRYENGINE Manual is a comprehensive resource for learning how to use CRYENGINE Sandbox (up to version 3.8.6) and its tools. The manual contains many different tutorials and reference documents for beginners and experienced users. These tutorials cover everything from the very basics of the CRYENGINE Sandbox user interface and the basic level creation workflow, to the more advanced topics like setting up AI behavior, creating assets and cutscenes, and integrating audio from within Sandbox.

 The information you can find here is valid for versions prior to CRYENGINE V. Core concepts have not changed. Therefore, we kept this documentation until we have adapted the new docs to the UI changes. If you are looking for documentation on the latest version of CRYENGINE, please refer to [CRYENGINE V Manual](#).

Getting Started

[Installing CRYENGINE](#)

This topic covers how to install CRYENGINE on your machine and how to install plugins and tools for your content creation packages and version control.

[Starting CRYENGINE Sandbox](#)

This page will guide you through the steps needed to start CRYENGINE Sandbox for the first time and how to set up a new level (or choose one provided through the SDK).

[CRYENGINE Sandbox Interface](#)

This topic deals with orientation and getting around in the Sandbox Editor.

Basic Level Setup

[Level Creation](#)

In this topic you learn how to create simple maps, setup terrain, vegetation, weather and more. It also explains some more editor basics.

[Entities, Shapes and Tools](#)

This topic explores the creation of objects within Sandbox, and also importing them from 3rd party applications and placing them in the Sandbox environment.

Cutscene and Audio Setup

[TrackView Cutscenes](#)

This topic shows how to create in-game cutscenes (cinematics).

[Audio](#)

This topic explores the integration of sound and music in an environment by using the Editors in Sandbox.

User Interface and Localization

User Interface

An introduction into building an in-game menu/HUD user interface for your game.

Localization

This section explains how to create region-specific versions of a game with multiple language support.

Gameplay and Graphics Setup

AI Setup and Navigation

This topic covers AI related information like how to setup convincing AI behavior.

Gameplay Setup

Deals with the setting up of game logic, logical gameplay areas, and advanced AI behaviors.

Flow Graph Editor

The Flow Graph is a visual scripting system with which simple and complex logic can be built with only a few clicks and without requiring any scripting or coding.

Material Editor and Shaders

In this topic, you will find comprehensive documentation about using the Material Editor in Sandbox.

Particles

This topic deals with the creation and setting up of particle effects.

Multiplayer

Includes information on setting up a multiplayer DeathMatch level.

Asset Creation

Asset Creation

Overview of the CRYENGINE art pipeline, file types used, tutorials and other information for asset creation.

Characters and Animation

This topic covers the creation and setting up of characters and objects, as well as animating them.

Geometry

How to create static or animated objects, weapons, textures and materials.

Texturing

Topics covering basic diffuse, specular and normal maps. Physically based shading workflows and information on texture efficiency.

Resource Compiler

Information on how to use the Resource Compiler to compile assets, textures and pak files for build shipment.

▼ [Click here to expand...](#)

Recently Updated



The Menu Bar














Jul 06, 2017 • updated by [Christian Werle \[Crytek\]](#) • [view change](#)



Cloth Setup

May 31, 2017 • updated by [Anton Knyazyev \[Crytek\]](#) • [view change](#)

- [Rain](#)

-  [May 23, 2017 • updated by Daisuke Shimizu \[Crytek\] • view change](#)
-  [Profiling Quick Guide](#)
Mar 23, 2017 • updated by Jan Hellwig [Crytek] • view change
-  [Installing CRYENGINE](#)
Feb 14, 2017 • updated by Douglas Perkins [Crytek] • view change
-  [Animating the Camera by Moving the Viewport](#)
Jan 12, 2017 • updated by Moiz Ahamed S [Crytek] • view change
-  [Camera Shake](#)
Jan 12, 2017 • updated by Moiz Ahamed S [Crytek] • view change
-  [Camera blending in and out of Camera Controlled Events](#)
Jan 12, 2017 • updated by Moiz Ahamed S [Crytek] • view change
-  [Cameras](#)
Jan 12, 2017 • updated by Moiz Ahamed S [Crytek] • view change
-  [Parallax Occlusion Mapping](#)
Nov 22, 2016 • updated by Nicolas Schulz [Crytek] • view change
-  [Automatic Generation of Breakable Joints in Sandbox](#)
Oct 19, 2016 • updated by Anton Knyazyev [Crytek] • view change
-  [Voxel-Based Global Illumination Updates](#)
Jul 20, 2016 • updated by Douglas Perkins [Crytek] • view change
-  [Voxel-Based Global Illumination Updates](#)
Jul 18, 2016 • updated by Moiz Ahamed S [Crytek] • view change
-  [Voxel-Based Global Illumination](#)
Jul 18, 2016 • updated by Moiz Ahamed S [Crytek] • view change
-  [Appendix](#)
Jul 18, 2016 • updated by Moiz Ahamed S [Crytek] • view change